

Two-handed Grease Gun

# The thing with the twist!

Millions of satisfied users –  
now even better!

**The first cartridge with  
screw top!**



unscrew ■ twist in ■ ready!

**Special lubricants for the construction industry made by FUCHS LUBRITECH:**

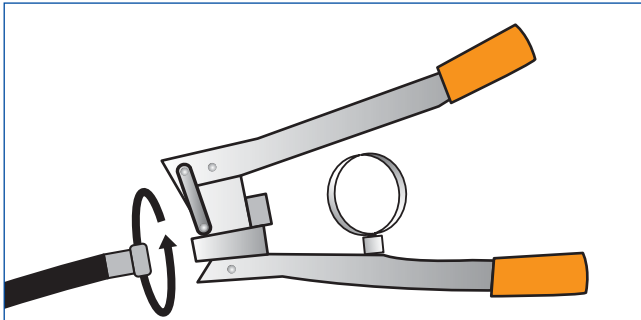
- Plain and roller bearing greases
- Adhesive Lubricants
- Lubricating and parting pastes
- Chain and rope lubricants
- Rapidly biodegradable lubricants
- Concrete release agents

**FUCHS**  
**LUBRITECH**

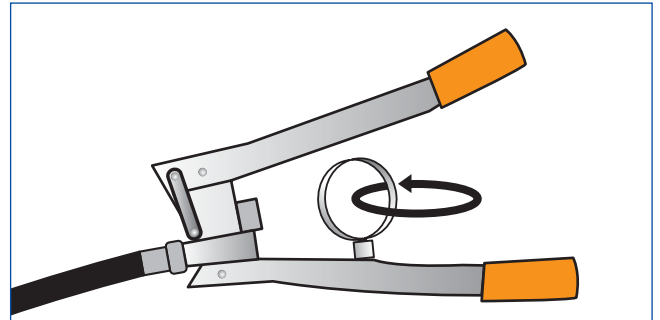
The logo for Fuchs Lubritech, featuring the word 'FUCHS' in a blue circle above the word 'LUBRITECH' in a blue triangle.

# The thing with the twist!

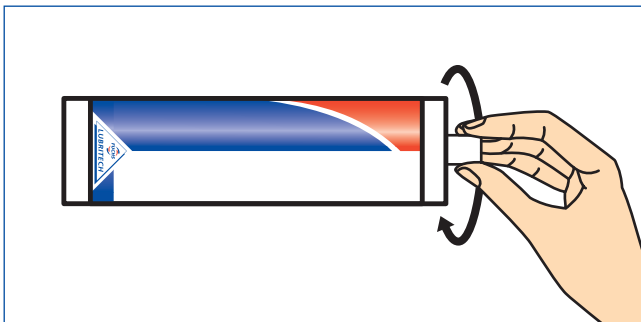
## Operating the high-pressure, two-handed grease gun with the new „SYSTEM REINER“- cartridge




1. Screw on the hose.



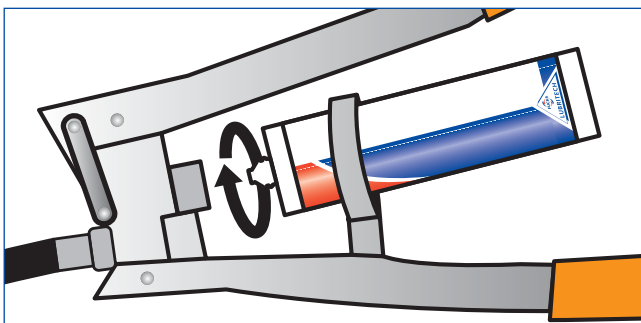
2. Move the guide ring to the right-angled position.




3. Twist off the screw top on the cartridge.



4. Remove the small amount of residual air in the thread area by lightly pressing on the cartridge piston.



5. Insert the cartridge and secure it by twisting.



6. Check it is functioning correctly, the grease gun is then ready for use.

The („SYSTEM REINER“) single-handed grease gun is also available, which is operated in a similar manner. As well as the cartridges, „SYSTEM REINER“ tubes (contents 400g) can also be used with both types of grease gun.